

VoidForm

StormVoid® (Beam)

StormVoid® (Beam) creates a void space under grade beams or walls allowing soil to expand without causing damage.



DESCRIPTION

StormVoid (Beam) temporarily supports freshly poured concrete while creating a permanent void space underneath, allowing soil to expand without causing damage to the structure above. It can be used in both trenched grade beam and formed wall applications.

The StormVoid product line is ideal for use in wet soil conditions during inclement weather.

The interior is comprised of waterproof, fluted copolymer polypropylene (PPC) components designed to flex as additional loads from heaving soils are imposed. The exterior cover is made from moisture-resistant corrugated paper and will degrade through the gradual absorption of moisture, allowing expansive soil to migrate into the cellular network.


The StormVoid (Beam) forms are pre-manufactured and may be cut on site, if required. The end caps are stapled to prevent fresh concrete from flowing into its interior.

INSTALLATION

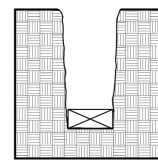
1. Keep StormVoid dry prior to concrete placement to ensure structural integrity is maintained and interior cells remain vertical.
2. Prepare grade to an even, smooth surface.
3. Install StormVoid (Pier) at piers where required.
4. Place StormVoid (Beam) pieces end to end in wall line.
5. Crosscut pieces with a razor knife or handsaw to fit into non-modular areas.
6. Insert End Caps on open pieces that will be exposed to concrete.
7. Place StormCover™ Sheet over entire top surface to span small gaps and to protect the void forms against punctures and pinpoint loads.
8. Install steel and place concrete.

ACCEPTABLE MANUFACTURER

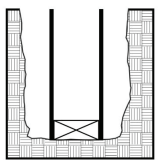
VoidForm Products, LLC · 888.704.VOID (8643) · sales@voidform.com · voidform.com



Earth-Formed



Panel-Formed



DIMENSIONS

Height: 4" to 12"

Width: 6" to 30" (can be positioned side-by-side for beams wider than 30")

Length: 60"

MATERIAL

Cover: Moisture resistant exterior paper sheet, overlapped or tucked and secured with staples

Interior: Waterproof, fluted copolymer polypropylene (PPC)

End Caps: Waterproof, fluted copolymer polypropylene (PPC)

STRENGTH

To be placed under vertical walls and beams, typically 2' to 10' tall



CUSTOM SIZES AND STRENGTHS AVAILABLE